


CORNERSTONE





CORNERSTONE



Cornerstone raccoglie ed interpreta a proprio modo le Pietre del Mondo, attraversate da nuovi sguardi e da nuove possibilità tecnologiche di riproduzione. Particolari e rare conformazioni, raccolte in ogni angolo del Pianeta, caratterizzano e rendono riconoscibile la pietra con specifiche identità e rarità geologiche. Sono sguardi puliti, ottenuti da spacchi in cava, senza tralasciare quei dettagli che sorprendono per la loro incredibile varietà.

Cornerstone offers its own unique interpretation of the stones of the world based on a fresh vision and new reproduction technologies. Distinctive forms and geological rarities collected from the four corners of the planet are used to create a stone collection with a unique identity. Clean surfaces obtained from quarry-hewn stone reveal details of astonishing variety.

Cornerstone recueille et interprète à sa manière les Pierres du Monde, sur lesquelles se posent de nouveaux regards et s'appliquent de nouvelles possibilités technologiques de reproduction. Recueillies aux quatre coins de la planète, des conformations rares et particulières caractérisent la pierre et lui confèrent son identité géologique propre, immédiatement reconnaissable. Ces regards sont épurés, résultants d'éclatements dans la carrière, sans négliger ces détails qui surprennent par leur incroyable variété.

Cornerstone versammelt und interpretiert Steine aus der ganzen Welt unter neuen Gesichtspunkten und mit neuen Reproduktionstechniken. Eigentümliche, rare Konformationen aus allen Erdteilen kennzeichnen den Charakter von Steinen, die an ihrer spezifischen Identität und geologischen Seltenheit erkennbar sind. Puristische Bruchsteinflächen versetzen mit unglaublich vielfältigen Details in Erstaunen.

Cornerstone capta e interpreta a su manera las Piedras del Mundo, contempladas con una mirada nueva, considerando nuevas posibilidades tecnológicas de reproducción. Conformaciones singulares y peculiares, captadas en cualquier rincón del planeta, caracterizan e identifican la piedra, marcada por sus particularidades y rarezas geológicas. Se trata de miradas limpias, obtenidas a partir de hendiduras de cantera, sin descuidar esos detalles tan sorprendentes por su inusitada variedad.

Этот «краеугольный камень» воплощает собой камни всего мира, на которые можно взглянуть по-новому благодаря новейшим технологическим разработкам. Это коллекция отдельных редких пород камней, собранных в удаленных уголках планеты, в которой каждый камень по-своему уникален и может рассказать многое о месте своего происхождения. От ваших глаз не ускользнет яркая картина, открывающаяся в результате излома целой глыбы.

CORNERSTONE ABACO

SLATE GREY

60x120
(23⁵/₈"x47¹/₄")

30x120
(11¹³/₁₆"x47¹/₄")

***15x120**
(5⁷/₈"x47¹/₄")

90x90
(35⁷/₁₆"x35⁷/₁₆")

45x90
(17¹¹/₁₆"x35⁷/₁₆")

60x60
(23⁵/₈"x23⁵/₈")

30x60
(11¹³/₁₆"x23⁵/₈")

SLATE BLACK

SLATE MULTICOLOR

GRANITE STONE

ROCKFACE





SLATE

GREY

BLACK

**SLATE
GREY**

604F8R

Slate Grey Nat. Rett.
60x60 (23^{5/8}" x 23^{5/8}")



**SLATE
GREY**

944F8R
Slate Grey Nat. Rett.
45x90 (17^{11/16}"x35^{7/16}")



944F8R
Slate Grey Nat. Rett.
45x90 (17^{11/16}"x35^{7/16}")

**SLATE
GREY**

984F8R

Slate Grey Nat. Rett.
60x120 (23^{5/8}x47^{1/4})



**SLATE
BLACK**

944F9R
Slate Black Nat. Rett.
45x90 (17^{11/16}x35^{7/16})



**SLATE
BLACK**

604F9R

Slate Black Nat. Rett.
60x60 (23^{5/8}"x23^{5/8}")



SLATE BLACK

634F9R

Slate Black Nat. Rett.
30x60 (11^{13/16}"x23^{5/8}")

554F8R

Slate Grey Nat. Rett.
30x120 (11^{13/16}"x47^{1/4}")

I304F8R/I304F9R

Mosaico Slate Grey/Black
Nat.
30x30 (11^{13/16}"x11^{13/16}")



I304F9R
Mosaico Slate Black Nat.
30x30 (11^{13/16}x11^{13/16})

SLATE BLACK / MOSAICO

**SLATE
BLACK**

984F9R

Slate Black Nat. Rett.
60x120 (23^{5/8} x 47^{1/4})



SLATE GREY

FORMATI

SIZES / FORMATS / FORMATE / TAMAÑOS / ФОРМАТЫ



60x120 (23^{5/8}"x47^{1/4}")
984F8R SLATE GREY NAT. RETT. ● 89



90x90 (35^{7/16}"x35^{7/16}")
N94F8R SLATE GREY NAT. RETT. ● 91



60x60 (23^{5/8}"x23^{5/8}")
604F8R SLATE GREY NAT. RETT. ● 73



30x120 (11^{13/16}"x47^{1/4}")
554F8R SLATE GREY NAT. RETT. ● 91



45x90 (17^{11/16}"x35^{7/16}")
944F8R SLATE GREY NAT. RETT. ● 77



60x60 (23^{5/8}"x23^{5/8}")
X604F8R SLATE GREY NAT. RETT. ● 97

20MM



30x60 (11^{13/16}"x23^{5/8}")
634F8R SLATE GREY NAT. RETT. ● 66

Si consiglia la posa con fuga 2 mm. - Laying with a 2 mm-joint is recommended. - Pose recommandée avec joints de 2 mm.
Es wird eine Fugenbreite von 2 mm empfohlen. - Se recomienda la colocación con juntas de 2 mm. - Рекомендуется укладка с швом 2 мм.

DECORI

DECORS / DECORS / DEKORE / DECORADOS / ДЕКОРЫ

Mosaico*

Tessera - Chip 2,8x2,8 (1^{1/8}"x1^{1/8}")



30x30 (11^{13/16}"x11^{13/16}")
I304F8R SLATE GREY NAT. ● 138

Mosaico 3d*



29x29 (11^{7/16}"x11^{7/16}")
T304F8R SLATE GREY NAT. ● 155

Modulo*



30x60 (11^{13/16}"x23^{5/8}")
T634F8R SLATE GREY NAT. ● 62
Pcs. Box. 2

Listelli sfalsati*



30x60 (11^{13/16}"x23^{5/8}")
H634F8R SLATE GREY NAT. ● 106

Parallelo



30x120 (11^{13/16}"x47^{1/4}")
554F8RB SLATE GREY NAT. RETT. ● 96

PEZZI SPECIALI

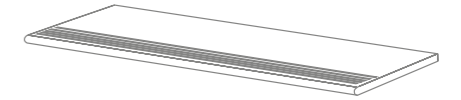
TRIMS / PIECES SPECIALES / FORMTEILE / PIEZAS ESPECIALES / СПЕЦИАЛЬНЫЕ ИЗДЕЛИЯ



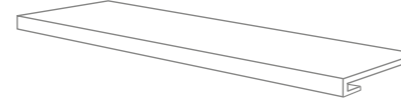
BATTISCOPA - SKIRTING
7,5x90 (2^{15/16}"x23^{5/8}")
Pcs. Box. 15 - Ml. x Box 9
874F8R SLATE GREY NAT. RETT. ● 16



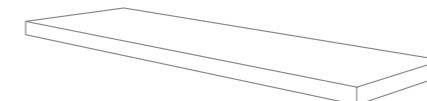
BATTISCOPA - SKIRTING
7,5x90 (2^{15/16}"x35^{7/16}")
Pcs. Box. 8 - Ml. x Box 7,20
694F8R SLATE GREY NAT. RETT. ● 24



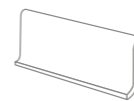
GRADINO - STAIR TREAD
33x120 (12^{15/16}"x47^{1/4}")
Pcs. Box. 2 - Ml. x Box 2,40
744F8R SLATE GREY NAT. RETT. ● 120



GRADONE - STEP
33x120x3,2x3,2 (12^{15/16}"x47^{1/4}"x1^{1/4}"x1^{1/4}")
Pcs. Box. 2 - Ml. x Box 2,40
CR4F8R SLATE GREY NAT. RETT. ● 139



ANGOLARE - CORNER TILE DX / SX
33x120x3,2x3,2 (12^{15/16}"x47^{1/4}"x1^{1/4}"x1^{1/4}")
Pcs. Box. 1 - Ml. x Box 2,40
AC4F8RD / AC4F8RS SLATE GREY NAT. RETT. ● 142



COVE BASE*
16x30 (6^{5/16}"x11^{13/16}")
Pcs. Box. 30
894F8 SLATE GREY ● 27



COVE BASE ANG. INT.
2,5x16 (1^{5/16}"x2^{5/16}")
Pcs. Box. 10
AI4F8 SLATE GREY ● 25



COVE BASE ANG. EST.
2,5x16 (1^{5/16}"x2^{5/16}")
Pcs. Box. 10
AE4F8 SLATE GREY ● 25

* Ordine minimo 500 pezzi - Minimum order: 500 pieces - Commande minimale 500 pièces - Mindestbestellmenge 500 Stücke - Pedido mínimo 500 piezas - Минимальный заказ - 500 штук

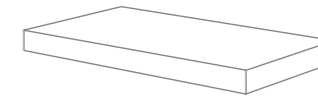
PEZZI SPECIALI

20MM

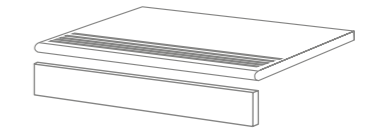
TRIMS / PIECES SPECIALES / FORMTEILE / PIEZAS ESPECIALES / СПЕЦИАЛЬНЫЕ ИЗДЕЛИЯ



GRADONE - STEP
33x60x5 (12^{15/16}"x23^{5/8}"x1^{15/16}")
Pcs. Box. 2 - Ml. x Box 1,20
2S4F8R SLATE GREY NAT. RETT. ● 99



ANGOLARE - CORNER TILE DX / SX
33x60x5 (12^{15/16}"x23^{5/8}"x1^{5/16}")
Pcs. Box. 2 - Ml. x Box 1,20
2S4F8RD / 2S4F8RS SLATE GREY NAT. RETT. ● 129



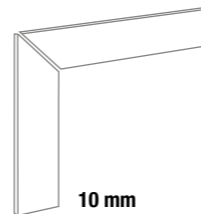
GRADINO - STAIR TREAD
33x60 (12^{15/16}"x23^{5/8}")
Pcs. Box. 2 - Ml. x Box 1,20
4S4F8R SLATE GREY NAT. RETT. ● 86



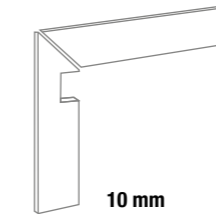
TERMINALE - ENDINGPIECE
33x60x2 (12^{15/16}"x23^{5/8}"x1^{13/16}")
Pcs. Box. 2 - Ml. x Box 1,20
3S4F8R SLATE GREY NAT. RETT. ● 99



ANGOLARE TERMINALE DX / SX
ENDINGPIECE CORNER DX / SX
33x60x2 (12^{15/16}"x23^{5/8}"x1^{13/16}")
Pcs. Box. 2 - Ml. x Box 1,20
3S4F8RD / 3S4F8RS SLATE GREY NAT. RETT. ● 129



BATTISCOPA SCALA DX / SX
TREAD SKIRTING DX / SX
7,5x60x60 - 2^{15/16}"x23^{5/8}"x23^{5/8}"
Pcs. Box. 2 - ML x Box 1,20
BA4F8RD / BA4F8RS SLATE GREY NAT. RETT. ● 36




BATTISCOPA SCALA DX / SX
TREAD SKIRTING DX / SX
7,5x60x60 - 2^{15/16}"x23^{5/8}"x23^{5/8}"
Pcs. Box. 2 - ML x Box 1,20
BB4F8RD / BB4F8RS SLATE GREY NAT. RETT. ● 36

* Su rete in fibra - On fibre mesh backing - Sur filet en fibre de verre - Auf Glasfasernetz - Sobre malla de fibra - На волоконной сетке

SLATE BLACK

FORMATI

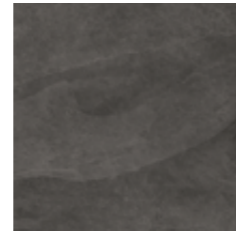
SIZES / FORMATS / FORMATE / TAMAÑOS / ФОРМАТЫ



60x120 (23^{5/8}"x47^{1/4}")
984F9R SLATE BLACK NAT. RETT. ● 89



90x90 (35^{7/16}"x35^{7/16}")
N94F9R SLATE BLACK NAT. RETT. ● 91



60x60 (23^{5/8}"x23^{5/8}")
604F9R SLATE BLACK NAT. RETT. ● 73



30x120 (11^{13/16}"x47^{1/4}")
554F9R SLATE BLACK NAT. RETT. ● 91



45x90 (17^{11/16}"x35^{7/16}")
944F9R SLATE BLACK NAT. RETT. ● 77



60x60 (23^{5/8}"x23^{5/8}")
X604F9R SLATE BLACK NAT. RETT. ● 97

20MM



30x60 (11^{13/16}"x23^{5/8}")
634F9R SLATE BLACK NAT. RETT. ● 66

Si consiglia la posa con fuga 2 mm. - Laying with a 2 mm-joint is recommended. - Pose recommandée avec joints de 2 mm.
Es wird eine Fugenbreite von 2 mm empfohlen. - Se recomienda la colocación con juntas de 2 mm. - Рекомендуется укладка с швом 2 мм.

DECORI

DECORS / DECORS / DEKORE / DECORADOS / ДЕКОРЫ

Mosaico*

Tessera - Chip 2,8x2,8 (1^{1/8}"x1^{1/8}")



30x30 (11^{13/16}"x11^{13/16}")
I304F9R SLATE BLACK NAT. ● 138

Mosaico 3d*




29x29 (11^{7/16}"x11^{7/16}")
T304F9R SLATE BLACK NAT. ● 155

Modulo*



30x60 (11^{13/16}"x23^{5/8}")
T634F9R SLATE BLACK NAT. ● 62
Pcs. Box. 2

Listelli sfalsati*



30x60 (11^{13/16}"x23^{5/8}")
H634F9R SLATE BLACK NAT. ● 106

Parallelo



30x120 (11^{13/16}"x47^{1/4}")
554F9RB SLATE BLACK NAT. RETT. ● 96

PEZZI SPECIALI

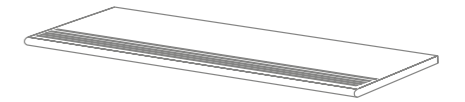
TRIMS / PIECES SPECIALES / FORMTEILE / PIEZAS ESPECIALES / СПЕЦИАЛЬНЫЕ ИЗДЕЛИЯ



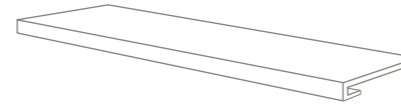
BATTISCOPA - SKIRTING
7,5x60 (2^{15/16}"x23^{5/8}")
Pcs. Box. 15 - Ml. x Box 9
874F9R SLATE BLACK NAT. RETT. ● 16



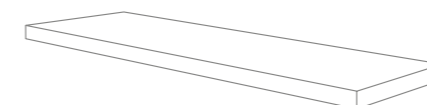
BATTISCOPA - SKIRTING
7,5x90 (2^{15/16}"x35^{7/16}")
Pcs. Box. 8 - Ml. x Box 7,20
694F9R SLATE BLACK NAT. RETT. ● 24



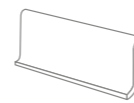
GRADINO - STAIR TREAD
33x120 (12^{15/16}"x47^{1/4}")
Pcs. Box. 2 - Ml. x Box 2,40
744F9R SLATE BLACK NAT. RETT. ● 120



GRADONE - STEP
33x120x3,2x3,2 (12^{15/16}"x47^{1/4}"x1^{1/4}"x1^{1/4}")
Pcs. Box. 2 - Ml. x Box 2,40
CR4F9R SLATE BLACK NAT. RETT. ● 139



ANGOLARE - CORNER TILE DX / SX
33x120x3,2x3,2 (12^{15/16}"x47^{1/4}"x1^{1/4}"x1^{1/4}")
Pcs. Box. 1 - Ml. x Box 2,40
AC4F9RD / AC4F9RS SLATE BLACK NAT. RETT. ● 142



COVE BASE*
16x30 (6^{5/16}"x11^{13/16}")
Pcs. Box. 30
894F9 SLATE BLACK ● 27



COVE BASE ANG. INT.
2,5x16 (1^{5/16}"x2^{5/16}")
Pcs. Box. 10
AI4F9 SLATE BLACK ● 25



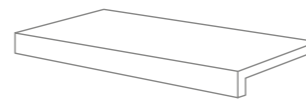
COVE BASE ANG. EST.
2,5x16 (1^{5/16}"x2^{5/16}")
Pcs. Box. 10
AE4F9 SLATE BLACK ● 25

* Ordine minimo 500 pezzi - Minimum order: 500 pieces - Commande minimale 500 pièces - Mindestbestellmenge 500 Stücke - Pedido mínimo 500 piezas - Минимальный заказ - 500 штук

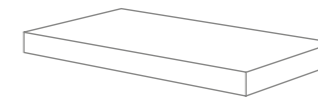
PEZZI SPECIALI

20MM

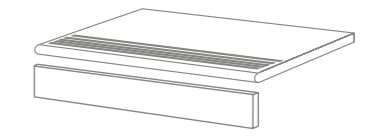
TRIMS / PIECES SPECIALES / FORMTEILE / PIEZAS ESPECIALES / СПЕЦИАЛЬНЫЕ ИЗДЕЛИЯ



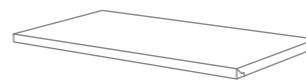
GRADONE - STEP
33x60x5 (12^{15/16}"x23^{5/8}"x1^{15/16}")
Pcs. Box. 2 - Ml. x Box 1,20
2S4F9R SLATE BLACK NAT. RETT. ● 99



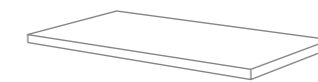
ANGOLARE - CORNER TILE DX / SX
33x60x5 (12^{15/16}"x23^{5/8}"x1^{5/16}")
Pcs. Box. 2 - Ml. x Box 1,20
2S4F9RD / 2S4F9RS SLATE BLACK NAT. RETT. ● 129



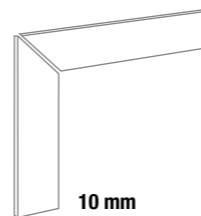
GRADINO - STAIR TREAD
33x60 (12^{15/16}"x23^{5/8}")
Pcs. Box. 2 - Ml. x Box 1,20
4S4F9R SLATE BLACK NAT. RETT. ● 86



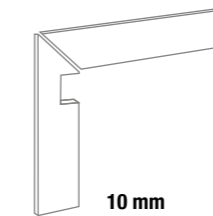
TERMINALE - ENDINGPIECE
33x60x2 (12^{15/16}"x23^{5/8}"x1^{13/16}")
Pcs. Box. 2 - Ml. x Box 1,20
3S4F9R SLATE BLACK NAT. RETT. ● 99



ANGOLARE TERMINALE DX / SX
ENDINGPIECE CORNER DX / SX
33x60x2 (12^{15/16}"x23^{5/8}"x1^{13/16}")
Pcs. Box. 2 - Ml. x Box 1,20
3S4F9RD / 3S4F9RS SLATE BLACK NAT. RETT. ● 129




BATTISCOPA SCALA DX / SX
TREAD SKIRTING DX / SX
7,5x60x60 - 2^{15/16}"x23^{5/8}"x23^{5/8}"
Pcs. Box. 2 - Ml. x Box 1,20
BA4F9RD / BA4F9RS SLATE BLACK NAT. RETT. ● 36



BATTISCOPA SCALA DX / SX
TREAD SKIRTING DX / SX
7,5x60x60 - 2^{15/16}"x23^{5/8}"x23^{5/8}"
Pcs. Box. 2 - Ml. x Box 1,20
BB4F9RD / BB4F9RS SLATE BLACK NAT. RETT. ● 36

* Su rete in fibra - On fibre mesh backing - Sur filet en fibre de verre - Auf Glasfasernetz - Sobre malla de fibra - На волоконной сетке



SLATE MULTICOLOR

SLATE MULTICOLOR

984F2R
Slate Multicolor Nat. Rett.
60x120 (23^{5/8}"x47^{1/4}")

534F2R
Slate Multicolor Nat. Rett.
15x120 (5^{7/8}"x47^{1/4}")



**SLATE
MULTICOLOR**

534F2R
Slate Multicolor Nat. Rett.
15x120 (57⁵/₈"x47¹/₄")





534F2R
Slate Multicolor Nat. Rett.
15x120 (5^{7/8}"x47^{1/4}")



**SLATE
MULTICOLOR**


634F2R
Slate Multicolor Nat. Rett.
30x60 (11^{13/16}x23^{5/8})



SLATE MULTICOLOR

FORMATI

SIZES / FORMATS / FORMATE / TAMAÑOS / ФОРМАТЫ



60x120 (23^{5/8}"x47^{1/4}")
984F2R SLATE MULTICOLOR NAT. RETT. ● 89



15x120 (5^{7/8}"x47^{1/4}")
534F2R SLATE MULTICOLOR NAT. RETT. ● 91



45x90 (17^{11/16}"x35^{7/16}")
944F2R SLATE MULTICOLOR NAT. RETT. ● 77



30x60 (11^{13/16}"x23^{5/8}")
634F2R SLATE MULTICOLOR NAT. RETT. ● 66


Si consiglia la posa con fuga 2 mm. - Laying with a 2 mm-joint is recommended. - Pose recommandée avec joints de 2 mm.
Es wird eine Fugenbreite von 2 mm empfohlen. - Se recomienda la colocación con juntas de 2 mm. - Рекомендуется укладка с швом 2 мм.

DECORI

DECORS / DECORS / DEKORE / DECORADOS / ДЕКОРЫ

Mosaico*

Tessera - Chip 2,8x2,8 (1^{1/8}"x1^{1/8}")



30x30 (11^{13/16}"x11^{13/16}")
I304F2R SLATE MULTICOLOR NAT. ● 138

Mosaico 3d*



29x29 (11^{7/16}"x11^{7/16}")
T304F2R SLATE MULTICOLOR NAT. ● 155

Modulo*



30x60 (11^{13/16}"x23^{5/8}")
T634F2R SLATE MULTICOLOR NAT. ● 62
Pcs. Box. 2

Listelli sfalsati*



30x60 (11^{13/16}"x23^{5/8}")
H634F2R SLATE MULTICOLOR NAT. ● 106

Parallelo



30x120 (11^{13/16}"x47^{1/4}")
554F2RB SLATE MULTICOLOR NAT. RETT. ● 96

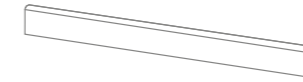
* Su rete in fibra - On fibre mesh backing - Sur filet en fibre de verre - Auf Glasfasernetz - Sobre malla de fibra - На волоконной сетке

PEZZI SPECIALI

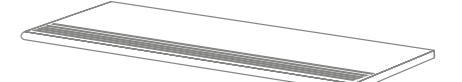
TRIMS / PIECES SPECIALES / FORMTEILE / PIEZAS ESPECIALES / СПЕЦИАЛЬНЫЕ ИЗДЕЛИЯ



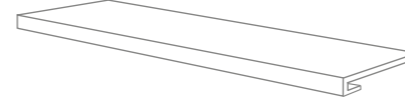
BATTISCOPA - SKIRTING
7,5x60 (2^{15/16}"x23^{5/8}")
Pcs. Box. 15 - Ml. x Box 9
874F2R SLATE MULTICOLOR NAT. RETT. ● 16



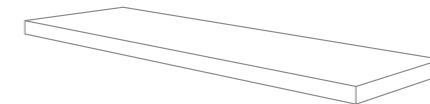
BATTISCOPA - SKIRTING
7,5x90 (2^{15/16}"x35^{7/16}")
Pcs. Box. 8 - Ml. x Box 7,20
694F2R SLATE MULTICOLOR NAT. RETT. ● 24



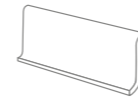
GRADINO - STAIR TREAD
33x120 (12^{15/16}"x47^{1/4}")
Pcs. Box. 2 - Ml. x Box 2,40
744F2R SLATE MULTICOLOR NAT. RETT. ● 120



GRADONE - STEP
33x120x3,2x3,2 (12^{15/16}"x47^{1/4}"x1^{1/4}"x1^{1/4}")
Pcs. Box. 2 - Ml. x Box 2,40
8R4F2R SLATE MULTICOLOR NAT. RETT. ● 139



ANGOLARE - CORNER TILE DX / SX
33x120x3,2x3,2 (12^{15/16}"x47^{1/4}"x1^{1/4}"x1^{1/4}")
Pcs. Box. 1 - Ml. x Box 0,12
AC4F2RD / AC4F2RS SLATE MULTICOLOR NAT. RETT. ● 142



COVE BASE*
16x30 (6^{5/16}"x11^{13/16}")
Pcs. Box. 30
894F2 SLATE MULTICOLOR ● 27



COVE BASE ANG. INT.
2,5x16 (1^{5/16}"x2^{5/16}")
Pcs. Box. 10
A14F2 SLATE MULTICOLOR ● 25



COVE BASE ANG. EST.
2,5x16 (1^{5/16}"x2^{5/16}")
Pcs. Box. 10
AE4F2 SLATE MULTICOLOR ● 25

* Ordine minimo 500 pezzi - Minimum order: 500 pieces - Commande minimale 500 pièces - Mindestbestellmenge 500 Stücke - Pedido mínimo 500 piezas - Минимальный заказ - 500 штук



GRANITE STONE

**GRANITE
STONE**

984F7R
Granite Stone Nat. Rett.
60x120 (23^{5/8} x 47^{1/4})



**GRANITE
STONE**

984F7R
Granite Stone Nat. Rett.
60x120 (23^{5/8}"x47^{1/4}")

554F7RB
Parallelo
Granite Stone Nat. Rett.
30x120 (11^{13/16}"x47^{1/4}")



554F7RB
Parallelo Granite Stone Nat. Rett.
30x120 (11^{13/16}"x47^{1/4}")



GRANITE STONE

634F7R
Granite Stone Nat. Rett.
30x60 (11^{13/16}"x23^{5/8}")

T304F7R
Mosaico 3d
Granite Stone Nat.
29x29 (11^{7/16}"x11^{7/16}")

GRANITE STONE

X604F7R

Granite Stone Nat. Rett.
60x60 (23^{5/8}"x23^{5/8}")

4S4F7R

Granite Stone Nat. Rett.
33x60 (12^{5/16}"x23^{5/8}")

20MM





X604F7R
Granite Stone Nat. Rett.
60x60 (23^{5/8}"x23^{5/8}")
20mm

**GRANITE
STONE**


984F7P
Granite Stone Lapp. Rett.
60x120 (23^{5/8} x 47^{1/4})



GRANITE STONE

FORMATI

SIZES / FORMATS / FORMATE / TAMAÑOS / ФОРМАТЫ



60x120 (23^{5/8}"x47^{1/4}")
984F7R GRANITE STONE NAT. RETT. ● 89
984F7P GRANITE STONE LAPP. RETT. ● 96



30x120 (11^{13/16}"x47^{1/4}")
554F7R GRANITE STONE NAT. RETT. ● 91

20MM



45x90 (17^{11/16}"x35^{7/16}")
944F7R GRANITE STONE NAT. RETT. ● 77
944F7P GRANITE STONE LAPP. RETT. ● 87



60x60 (23^{5/8}"x23^{5/8}")
X604F7R GRANITE STONE NAT. RETT. ● 97



30x60 (11^{13/16}"x23^{5/8}")
634F7R GRANITE STONE NAT. RETT. ● 66


Si consiglia la posa con fuga 2 mm. - Laying with a 2 mm-joint is recommended. - Pose recommandée avec joints de 2 mm.
 Es wird eine Fugenbreite von 2 mm empfohlen. - Se recomienda la colocación con juntas de 2 mm. - Рекомендуется укладка с швом 2 мм.

DECORI

DECORS / DECORS / DEKORE / DECORADOS / ДЕКОРЫ


Mosaico*

Tessera - Chip 2,8x2,8 (1^{1/8}"x1^{1/8}")



30x30 (11^{13/16}"x11^{13/16}")
I304F7R GRANITE STONE NAT. ● 138

Mosaico 3d*




29x29 (11^{7/16}"x11^{7/16}")
T304F7R GRANITE STONE NAT. ● 155

Modulo*




30x60 (11^{13/16}"x23^{5/8}")
T634F7R GRANITE STONE NAT. ● 62
 Pcs. Box. 2

Listelli sfalsati*



30x60 (11^{13/16}"x23^{5/8}")
H634F7R GRANITE STONE NAT. ● 106

Parallelo



30x120 (11^{13/16}"x47^{1/4}")
554F7RB GRANITE STONE NAT. RETT. ● 96

PEZZI SPECIALI

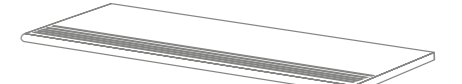
TRIMS / PIECES SPECIALES / FORMTEILE / PIEZAS ESPECIALES / СПЕЦИАЛЬНЫЕ ИЗДЕЛИЯ



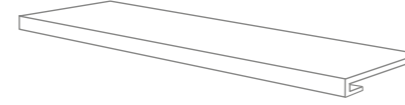
BATTISCOPA - SKIRTING
 7,5x60 (2^{15/16}"x23^{5/8}")
 Pcs. Box. 15 - Ml. x Box 9
874F7R GRANITE STONE NAT. RETT. ● 16



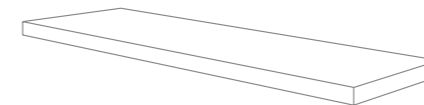
BATTISCOPA - SKIRTING
 7,5x90 (2^{15/16}"x35^{7/16}")
 Pcs. Box. 8 - Ml. x Box 7,20
694F7R GRANITE STONE NAT. RETT. ● 24



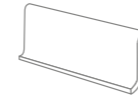
GRADINO - STAIR TREAD
 33x120 (12^{15/16}"x47^{1/4}")
 Pcs. Box. 2 - Ml. x Box 2,40
744F7R GRANITE STONE NAT. RETT. ● 120



GRADONE - STEP
 33x120x3,2x3,2 (12^{15/16}"x47^{1/4}"x1^{1/4}"x1^{1/4}")
 Pcs. Box. 2 - Ml. x Box 2,40
CR4F7R GRANITE STONE NAT. RETT. ● 139
CR4F7P GRANITE STONE LAPP. RETT. ● 141



ANGOLARE - CORNER TILE DX / SX
 33x120x3,2x3,2 (12^{15/16}"x47^{1/4}"x1^{1/4}"x1^{1/4}")
 Pcs. Box. 1 - Ml. x Box 0,12
AC4F7RD / AC4F7RS GRANITE STONE NAT. RETT. ● 142
AC4F7PD / AC4F7PS GRANITE STONE LAPP. RETT. ● 145



COVE BASE*
 16x30 (6^{5/16}"x11^{13/16}")
 Pcs. Box. 30
894F7 GRANITE STONE ● 27



COVE BASE ANG. INT.
 2,5x16 (1^{5/16}"x2^{5/16}")
 Pcs. Box. 10
AI4F7 GRANITE STONE ● 25



COVE BASE ANG. EST.
 2,5x16 (1^{5/16}"x2^{5/16}")
 Pcs. Box. 10
AE4F7 GRANITE STONE ● 25

* Ordine minimo 500 pezzi - Minimum order: 500 pieces - Commande minimale 500 pièces - Mindestbestellmenge 500 Stücke - Pedido mínimo 500 piezas - Минимальный заказ - 500 штук

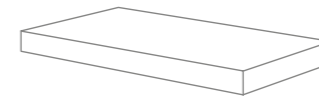
PEZZI SPECIALI

20MM

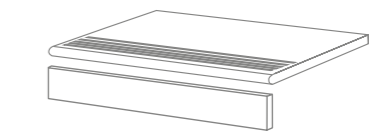
TRIMS / PIECES SPECIALES / FORMTEILE / PIEZAS ESPECIALES / СПЕЦИАЛЬНЫЕ ИЗДЕЛИЯ



GRADONE - STEP
 33x60x5 (12^{15/16}"x23^{5/8}"x1^{15/16}")
 Pcs. Box. 2 - Ml. x Box 1,20
2S4F7R GRANITE STONE NAT. RETT. ● 99



ANGOLARE - CORNER TILE DX / SX
 33x60x5 (12^{15/16}"x23^{5/8}"x1^{15/16}")
 Pcs. Box. 2 - Ml. x Box 1,20
2S4F7RD / 2S4F7RS GRANITE STONE NAT. RETT. ● 129



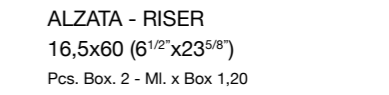
GRADINO - STAIR TREAD
 33x60 (12^{15/16}"x23^{5/8}")
 Pcs. Box. 2 - Ml. x Box 1,20
4S4F7R GRANITE STONE NAT. RETT. ● 86



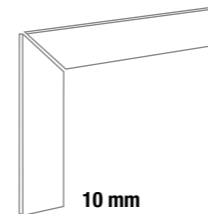
TERMINALE - ENDINGPIECE
 33x60x2 (12^{15/16}"x23^{5/8}"x1^{13/16}")
 Pcs. Box. 2 - Ml. x Box 1,20
3S4F7R GRANITE STONE NAT. RETT. ● 99



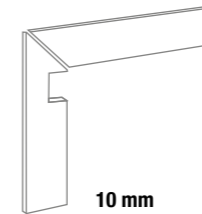
ANGOLARE TERMINALE DX / SX
 ENDINGPIECE CORNER DX / SX
 33x60x2 (12^{15/16}"x23^{5/8}"x1^{13/16}")
 Pcs. Box. 2 - Ml. x Box 1,20
3S4F7RD / 3S4F7RS GRANITE STONE NAT. RETT. ● 129



ALZATA - RISER
 16,5x60 (6^{1/2}"x23^{5/8}")
 Pcs. Box. 2 - Ml. x Box 1,20
1T4F7R GRANITE STONE NAT. RETT. ● 35



BATTISCOPA SCALA DX / SX
 TREAD SKIRTING DX / SX
 7,5x60x60 - 2^{15/16}"x23^{5/8}"x23^{5/8}"
 Pcs. Box. 2 - ML x Box 1,20
BA4F7RD / BA4F7RS GRANITE STONE NAT. RETT. ● 36



BATTISCOPA SCALA DX / SX
 TREAD SKIRTING DX / SX
 7,5x60x60 - 2^{15/16}"x23^{5/8}"x23^{5/8}"
 Pcs. Box. 2 - ML x Box 1,20
BB4F7RD / BB4F7RS GRANITE STONE NAT. RETT. ● 36

* Su rete in fibra - On fibre mesh backing - Sur filet en fibre de verre - Auf Glasfasernetz - Sobre malla de fibra - На волоконной сетке



ROCKFACE

ROCKFACE

984F3R
Rockface Nat. Rett.
60x120 (23^{5/8} x 47^{1/4})





984F3R
Rockface Nat. Rett.
60x120 (23^{5/8} x 47^{1/4})

ROCKFACE

984F3R
Rockface Nat. Rett.
60x120 (23^{5/8} x 47^{1/4})



ROCKFACE

944F3R
Rockface Nat. Rett.
49x90 (17^{11/16}x35^{7/16})



ROCKFACE

FORMATI

SIZES / FORMATS / FORMATE / TAMAÑOS / ФОРМАТЫ



60x120 (23^{5/8}"x47^{1/4}")
984F3R ROCKFACE NAT. RETT. ● 89



45x90 (17^{11/16}"x35^{7/16}")
944F3R ROCKFACE NAT. RETT. ● 77



30x60 (11^{13/16}"x23^{5/8}")
634F3R ROCKFACE NAT. RETT. ● 66

Si consiglia la posa con fuga 2 mm. - Laying with a 2 mm-joint is recommended. - Pose recommandée avec joints de 2 mm.
 Es wird eine Fugenbreite von 2 mm empfohlen. - Se recomienda la colocación con juntas de 2 mm. - Рекомендуется укладка с швом 2 мм.

DECORI

DECORS / DECORS / DEKORE / DECORADOS / ДЕКОРЫ

Mosaico*

Tessera - Chip 2,8x2,8 (1^{1/8}"x1^{1/8}")




30x30 (11^{13/16}"x11^{13/16}")
I304F3R ROCKFACE NAT. ● 138

Mosaico 3d*



29x29 (11^{7/16}"x11^{7/16}")
T304F3R ROCKFACE NAT. ● 155

Listelli sfalsati*



30x60 (11^{13/16}"x23^{5/8}")
H634F3R ROCKFACE NAT. ● 106

* Su rete in fibra - On fibre mesh backing - Sur filet en fibre de verre - Auf Glasfasernetz - Sobre malla de fibra - На волоконной сетке

PEZZI SPECIALI

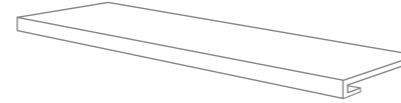
TRIMS / PIECES SPECIALES / FORMTEILE / PIEZAS ESPECIALES / СПЕЦИАЛЬНЫЕ ИЗДЕЛИЯ



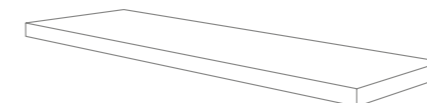
BATTISCOPA - SKIRTING
 7,5x60 (2^{15/16}"x23^{5/8}")
 Pcs. Box. 15 - Ml. x Box 9
874F3R ROCKFACE NAT. RETT. ● 16



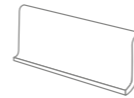
BATTISCOPA - SKIRTING
 7,5x90 (2^{15/16}"x35^{7/16}")
 Pcs. Box. 8 - Ml. x Box 7,20
694F3R ROCKFACE NAT. RETT. ● 24



GRADONE - STEP
 33x120x3,2x3,2 (12^{15/16}"x47^{1/4}"x1^{1/4}"x1^{1/4}")
 Pcs. Box. 2 - Ml. x Box 2,40
CR4F3R ROCKFACE NAT. RETT. ● 139



ANGOLARE - CORNER TILE DX / SX
 33x120x3,2x3,2 (12^{15/16}"x47^{1/4}"x1^{1/4}"x1^{1/4}")
 Pcs. Box. 1 - Ml. x Box 0,12
AC4F3RD / AC4F3RS ROCKFACE NAT. RETT. ● 142



COVE BASE*
 16x30 (6^{5/16}"x11^{13/16}")
 Pcs. Box. 30
894F3 ROCKFACE ● 27



COVE BASE ANG. INT.
 2,5x16 (1^{5/16}"x2^{5/16}")
 Pcs. Box. 10
AI4F3 ROCKFACE ● 25



COVE BASE ANG. EST.
 2,5x16 (1^{5/16}"x2^{5/16}")
 Pcs. Box. 10
AE4F3 ROCKFACE ● 25

* Ordine minimo 500 pezzi - Minimum order: 500 pieces - Commande minimale 500 pièces - Mindestbestellmenge 500 Stücke - Pedido mínimo 500 piezas - Минимальный заказ - 500 штук

CORNERSTONE

20MM


Cornerstone 20mm offre la possibilità di realizzare spazi esterni di grande valore estetico, senza rinunciare alle prestazioni tecniche.

Le caratteristiche specifiche di **Cornerstone 20mm** permettono di integrare perfettamente il materiale con l'ambiente circostante, offrendo la possibilità di creare in modo semplice ed efficace camminamenti e percorsi outdoor.

L'alto spessore di **Cornerstone 20mm** garantisce un'elevata resistenza rendendolo ideale negli ambienti interni ed esterni pubblici.

Cornerstone 20mm è facile da posare su erba, su sabbia, su ghiaia. La posa a colla su massetto permette di realizzare pavimentazioni carrabili industriali e commerciali. Ideale per rampe di accesso e garage. **Cornerstone 20mm** è l'ideale per la creazione di pavimenti sopraelevati.





Cornerstone 20mm offers the chance to develop extremely aesthetically pleasing external spaces without compromising on technical expertise.

The specific qualities of **Cornerstone 20mm** allow you to perfectly integrate the material in the surrounding environment, making it possible to create walkways and outdoor paths easily and effectively.

The thickness of **Cornerstone 20mm** guarantees excellent resistance, making it ideal for use in both indoor and outdoor public spaces.

Cornerstone 20mm is easy to lay on grass, sand and gravel.

By gluing it down to screed it is possible to create industrial and commercial paved driveways. Ideal for access ramps and garages.

Cornerstone 20mm is ideal for the creation of cavity floors.



Cornerstone 20mm offre la possibilité de réaliser des espaces extérieurs d'une grande valeur esthétique, sans toutefois renoncer aux prestations techniques.

Les caractéristiques spécifiques de **Cornerstone 20mm** permettent d'intégrer parfaitement le matériau à l'environnement ambiant, offrant la possibilité de créer simplement et efficacement des parcours faciles à nettoyer.

L'épaisseur de **Cornerstone 20mm** garantit une résistance élevée aux charges et aux sollicitations, la rendant idéale pour l'intérieur et l'extérieur des espaces publics.

Cornerstone 20mm est facile à poser sur l'herbe, le sable et le gravier.

Une fois collé sur chape, le produit permet de réaliser des sols carrossables pour des espaces industriels et commerciaux. Idéal pour rampes d'accès et garages.

Cornerstone 20mm est idéale pour la création de planchers surélevés.

Cornerstone 20mm bietet eine wertige Optik und ausgezeichnete Leistungsmerkmale und ist die ideale Lösung für die Gestaltung von Außenbereichen.

Die spezifischen Eigenschaften von **Cornerstone 20mm** gestatten eine perfekte Einbindung des Materials in den räumlichen Kontext und die einfache Gestaltung von Geh- und Fahrwegen im Außenbereich.

Die hohe Fliesenstärke von **Cornerstone 20mm** gewährleistet eine ausgezeichnete Robustheit. Damit erweist sich die Kollektion als ideal für öffentliche Innen- und Außenbereiche.

Cornerstone 20mm lässt sich problemlos auf Gras, Sand und Kies verlegen.

Für befahrbare industrielle und gewerbliche Bodenbeläge empfiehlt sich die Verbundverlegung auf Estrich. Ideal für Zufahrten und Garagen.

Cornerstone 20mm ist die perfekte Lösung für Doppelböden.

Cornerstone 20mm ofrece la posibilidad de revestir espacios exteriores de modo estéticamente muy agradable sin por ello tener que renunciar a unas magníficas prestaciones técnicas.

Las características específicas de **Cornerstone 20mm** permiten integrar perfectamente el material en el entorno, brindando la posibilidad de crear de manera sencilla y eficaz caminitos y carriles al aire libre.

El elevado grosor de **Cornerstone 20mm** garantiza una considerable resistencia, hecho por el que este tipo de material resulta de lo más idóneo para ámbitos públicos, tanto interiores como exteriores.

Cornerstone 20mm se puede colocar fácilmente sobre superficies tan diversas como la hierba, la arena y la grava.

Colocado con cola sobre la capa de relleno, permite realizar pavimentaciones transitables industriales y comerciales. Ideal para rampas de acceso y garajes.

Cornerstone 20mm es un material de lo más idóneo para la creación de pavimentos sobreelevados.

С помощью представленной в коллекции **Cornerstone 20mm** можно обустроить открытые площадки, придавая им высокую эстетическую ценность и не поступаясь какими-либо техническими характеристиками.

Благодаря особым свойствам представленная в коллекции **Cornerstone 20mm** гармонирует с окружающей средой. С ее помощью можно легко проложить надежные дорожки и переходы вне помещений.

Представленная в коллекции **Cornerstone 20mm** отличается высокой прочностью, а потому идеально подходит для обустройства помещений общественных зданий и прилегающих территорий.

Представленная в коллекции **Cornerstone 20mm** легко укладывается на траву, песок и щебень.

Укладка на клей поверх стяжки позволяет обустроить территорию для проезда на промышленных и коммерческих предприятиях. Идеально подходит для наклонных въездов и гаражей.

Представленная в коллекции **Cornerstone 20mm** идеально подходит для монтажа фальшполов.



LE ORIGINI

The origins - Les origines - Herkunft - Los orígenes - Происхождение

SLATE

GREY Provenienza BRASILE

Due superfici di spacco, un taglio nella sostanza dura di un materiale unico e raro. Ricavate da osservazioni di rocce estratte da alcune zone del continente Sud Americano, dove la ricchezza geologica sorprende per le qualità e le estensioni delle conformazioni omogenee.

Origin BRAZIL
Two surfaces hewn from the hard body of a unique, rare material. Based on observations of rocks quarried in certain regions of South America, where the geology is surprisingly varied in terms of the quality and extension of homogeneous formations.

Provenance BRÉSIL
Deux surfaces nées d'un éclatement, d'une fracture de la substance dure d'un matériau unique et rare. Tirées de l'observation de roches extraites de certaines zones du continent sud-américain, où la richesse géologique surprend par la qualité et l'extension de ses conformations homogènes.

Herkunft BRASILIEN
Zwei Bruchsteinflächen, ein Schnitt im kompakten Material eines einzigartigen, seltenen Hartgesteins. Inspiriert von Felsgesteinen, die in einigen Regionen Südamerikas abgebaut werden, wo die geologische Vielfalt mit der Qualität und der Ausgedehtheit gleichmäßiger Formationen überrascht.

Procedencia BRASIL
Dos superficies separadas por una hendidura, un corte en la dura substancia de un material único, raro. Resultado de la observación de rocas extraídas en unas zonas del continente sudamericano en las que la riqueza geológica sorprende por las cualidades y la extensión de muchas de sus conformaciones, extremadamente homogéneas.

Место добычи — БРАЗИЛИЯ
Две поверхности от раскола глыбы. Обнажившийся срез твердого камня имеет уникальную структуру. Это редкие породы, добытые на южноамериканском континенте, где ископаемые не перестают удивлять своими свойствами и вскрываемыми пластами.

BLACK

SLATE MULTICOLOR

Provenienza AFRICA

Una sedimentaria multicolore, spesso sorregge e si erge tra le sabbie ferrose e bollenti del basso Atlante e a ridosso come letto o argine dei grandi fiumi Africani.

Origin AFRICA
A multicoloured sedimentary rock often found amongst the hot iron sands of the low Atlas Mountains or along the beds and banks of large African rivers.

Provenance AFRIQUE
Une pierre sédimentaire multicolore, qui souvent étaye et se dresse au milieu des sables ferreux et bouillants du bas Atlas, ou pave le lit ou les rives des grands fleuves africains.

Herkunft AFRIKA
Ein multikoloriertes Sedimentgestein, das vielerorts aus dem eisenhaltigen, heißen Sand des südlichen Atlasgebirges emporragt und den Flusslauf der gewaltigen afrikanischen Ströme prägt.

Procedencia ÁFRICA
Una sedimentaria multicolor a menudo sustenta y se yergue entre la arena ferrosa y ardiente del bajo Atlas y conforma el lecho o las riberas de los grandes ríos africanos.

Место добычи — АФРИКА
Камень, добываемый из разноцветной осадочной породы, часто встречается и добывается в южной части материка, в местах скопления железистых раскаленных песков, как правило, на дне русел или на натуральных отмелях крупных африканских рек.

GRANITE STONE

Provenienza SVIZZERA

Una pietra dura e composta in strati antichissimi e compatti. Compressi tra lo stridere delle montagne, tra i freddi delle alte quote.

Origin SWITZERLAND
A hard stone composed of ancient compact layers. Layers compressed by the force of the mountains, by the cold of high altitudes.

Provenance SUISSE
Une pierre dure, composée de strates très anciennes et très compactes, comprimées par la stridulation des montagnes et le froid des hauts sommets.

Herkunft SCHWEIZ
Ein Hartgestein mit uralten, kompakten Ablagerungsschichten. Zusammengesst von der malmenden Kraft der Berge, in der Kälte eisiger Höhen.

Procedencia SUIZA
Una piedra dura, configurada por capas muy antiguas y compactas. Comprimidas entre el crujir de las montañas, entre los fríos de las cotas más altas.

Место добычи — ШВЕЙЦАРИЯ
Камень, вобравший в себя древнейшую силу. Сдавленные горными кряжами и закаленные холодным климатом высокогорья.

ROCKFACE

Provenienza ITALIA / PUGLIA

Una pietra nata nel mite e lento clima mediterraneo. Spaccata e valutata con meraviglia. Dura ed espressiva nelle sue diverse volumetrie interne che rivelano un carattere dinamico e geografico.

Origin ITALY / APULIA
A stone originating from the mild, placid Mediterranean climate. Splendidly hewn and evaluated. Hard and expressive in its various internal volumes, revealing a dynamic geographical nature.

Provenance ITALIE / POUILLES
Une pierre née dans la douceur et la lenteur du climat méditerranéen, éclatée et appréciée avec émerveillement, dont la dureté et l'expression de sa texture interne en révèle le caractère dynamique et géographique.

Herkunft ITALIEN / APULIEN
Ein Stein aus dem milden, beständigen Klima des Mittelmeeres. Mit der typischen, wunderbaren Optik von Bruchstein. Die verschiedenen Ablagerungsschichten strahlen Härte und Charakterstärke aus, ihr dynamisches, unverwechselbares Erscheinungsbild lässt die Herkunft des Steins erkennen.

Procedencia ITALIA / APULIA
Una piedra nacida en el suave y apacible clima mediterráneo. Hendida y apreciada con estupor. Dura y expresiva en sus diversas volumetrías interiores, que revelan un carácter dinámico y geográfico.

Место добычи — ИТАЛИЯ / АПУЛИЯ
Этот камень образовался в мягком и плавно изменяющемся средиземноморском климате. Излом, поражающий воображение. Многообразие застывших форм, имеющих уникальное происхождение.

CORNERSTONE

Dry - Pressed Ceramic Tiles ISO 13006 Annex G - UNI EN 14411 Annex G - Bia UGL



CARATTERISTICHE TECNICHE Technical Features - Caracteristiques Techniques - Technische Eigenschaften Technische Eigenschaften - Características Técnicas - Технические Характеристики		NORMA Standard - Norme Norm - Norma - Норма	VALORI Value - Valeur Vorgabe - Valor - Средние		
	PLANARITÀ Flatness - Planéité - Ebenflächigkeit - Planiyud - Плоскостность	UNI EN ISO 10545/2	± 0,26% / ± 1,5 mm		
		ASTM C485 WARPAGE	-		
		CALIBRATED ± 0,75% (MAX ± 0,09 in)	-		
		RECTIFIED ± 0,40% (MAX ± 0,05 IN-SIZE ≤ 60 cm) (MAX ± 0,07 IN-SIZE > 60 cm)	± 0,25% (MAX ± 0,05 IN-SIZE ≤ 60 cm) (MAX ± 0,07 IN-SIZE > 60 cm)		
	ASSORBIMENTO D'ACQUA (VALORE MEDIO IN %) Water absorption (Average value expressed in %) - Absorption d'eau (Valeur moyenne en %) Wasseraufnahme (Durchschnittswert in %) - Absorción de agua (Valor medio en %) Поглощение воды	UNI EN ISO 10545/3	CONFORME		
		ASTM C373	COMPLIANT		
	RESISTENZA ALLA FLESSIONE Modulus of rupture - Resistance a la flexion - Biegefestigkeit Resistencia a la flexion - Прочность на изгиб		NAT.	20 MM.	
		UNI EN ISO 10545/4	≥ 50 N/mm ²	≥ 50 N/mm ²	
	FORZA DI ROTTURA Breaking strength - Résistance à la rupture - Bruchlast - Resistencia a la rotura - Разрывное усилие	UNI EN ISO 10545/4	≥ 2000 N	≥ 4000 N	
		ASTM C648	700 Lbs	700 Lbs	
	RESISTENZA AL GELO Frost resistance - Résistance au gel - Frostbeständigkeit Resistencia a las heladas - Морозостойкость	UNI EN ISO 10545/12	CONFORME		
		ASTM C1026	UNAFFECTED		
	RESISTENZA CHIMICA AD ALTE E BASSE CONCENTRAZIONI DI ACIDI E BASI Chemical resistance to high and low acid and basic concentrations Résistance chimique aux hautes et basses concentrations d'acides et de bases Chemikalienfestigkeit bei hohen und niedrigen Konzentrationen von Säuren und Basen Resistencia química con concentraciones altas y bajas de ácidos y bases Химическая стойкость к высоким и низким концентрациям кислот и щелочей	UNI EN ISO 10545/13	ULA - UHA - UA		
		ASTM C-650	UNAFFECTED		
	RESISTENZA ALLE MACCHIE Stain resistance - Résistance aux taches - Fleckenbeständigkeit Resistencia a las manchas - Стойкость к образованию пятен	UNI EN ISO 10545/14	5		
		CTI 81-7D	NO EVIDENT VARIATION		
	COEFFICIENTE DI ATTRITO Slip resistance - Coefficient de glissement - Rutschfestigkeit Barfußbereich Coeficiente de atrito medio - Коэффициент трения		NAT.	LAPP.	20 MM.
		DIN 51130	R10	-	R11
		DIN 51097	B (A+B)	-	C (A+B+C)
		ANSI A 137.1-2012 DCOF (SECTION 9.6)	WET ≥ 0,42	-	WET ≥ 0,42
	B.C.R.A.	≥ 0,40	-	≥ 0,40	

Per maggiori chiarimenti sui dati tecnici e sulla garanzia consultare il catalogo generale in vigore. - For further information on technical specifications, please consult our up-dated general catalogue. - Pour toutes informations supplémentaires sur les données techniques et sur les garanties, veuillez consulter le catalogue general en vigueur. - Für weitere Informationen über technische Daten und Garantie beziehen sie sich bitte auf den aktuellen Gesamtkatalog. - Para ulteriores informaciones sobre los datos tecnicos y la garantia, vease el catalogo general en vigor. - Более подробную информацию о технических данных и гарантии смотрите в действующем сводном катал.



Articolo Item Reference Artikel Articulo Артикула	Formato (cm) Size (cm) Format (cm) Format (cm) Тamaño (cm) Формат (cm)	Spessore (mm) Thickness (mm) Epaisseur (mm) Stärke (mm) Espesor (mm) Толщина (mm)	Pz. x Mq. Pieces x Sqm Pcs / M ² Stk. x Qm Pzs x Mc. Шт. x Кв.М.	Pz. x Scat. Pieces x Box Pcs / Bte Stk. x Krt. Pzs x Caja Шт. x Кор.	Mq. x Scat. Sqm x Box M ² / Bte Qm x Krt. Mc. x Caja Кв.М. x Кор.	Peso x Scat. (Kg) Weight x Box (Kg) Poids / Bte (Kg) Gewicht x Krt. (Kg) Peso x Caja (Kg) Вес x Кор. (Kg)	Scat. x Pal. Boxes x Pal. Bte / Pal. Krt. x Pal. Cajas x Pal. Кор. x Подд.	Mq. x Pal. Sqm x Pal. M ² / Pal. Qm x Pal. Mc. x Pal. Кв.М x Подд.	Peso x Pal. (Kg) Weight x Pal. (Kg) Poids / Pal. (Kg) Gewicht x Pal. (Kg) Peso x Pal. (Kg) Вес x Подд (Kg)
984F_R/P	60x120	10	1,39	2	1,440	34,23	22	31,68	753
554F_R	30x120	10	2,78	4	1,440	34,40	22	31,68	757
534F_R	15x120	10	5,56	6	1,080	22,40	32	34,56	717
N94F8R/9R	90x90	10	1,23	2	1,620	36,00	18	29,16	648
944F_R/P	45x90	10	2,47	3	1,215	28,70	30	36,45	861
604F_R/P	60x60	10	2,78	3	1,080	27,10	40	43,20	1084
X604F_R	60x60	20	2,78	2	0,720	33,60	32	23,04	1075
634F_R	30x60	10	5,56	6	1,080	25,60	40	43,20	1024
I304F_R	30x30	10	11,11	5	0,450	7,50	-	-	-
T304F_R	29x29	10	11,89	4	0,336	8,00	-	-	-
T634F_R	30x60	10	5,56	2	0,360	9,00	-	-	-
H634F_R	30x60	10	5,56	4	0,720	16,00	30	21,60	480
554F_RB	30x120	10	2,78	4	1,440	34,40	22	31,68	757

RIASSUNTIVO GAMMA FORMATI

SIZES OF THE PRODUCTS RANGE - SOMMAIRE DES FORMATS - VERFÜGBARE FLIESEN-FORMATE
SUMARIO GAMA FORMATOS - СВОДНАЯ ТАБЛИЦА ФОРМАТОВ

FORMATI	Granite Stone		Slate Multicolor		Slate Grey		Slate Black		Rock Face
	Nat.	Lapp.	Nat.	Lapp.	Nat.	Lapp.	Nat.	Lapp.	Nat.
60x120	•	•	•		•		•		•
30x120	•				•		•		
15x120			•						
90x90					•		•		
45x90	•	•	•		•		•		•
60x60					•		•		
30x60	•		•		•		•		•
60x60 20 MM	•				•		•		

• Disponibile in gamma

Available in the product range - Disponible dans la gamme - In der Produktpalette verfügbar - Disponible en la gama de productos - Доступен в диапазоне продуктов





Ergon is a brand of Emilceramica S.r.l. a socio unico	Sede Commerciale/Amministrativa
info@emilceramicagroup.it emilceramicagroup.it/ergontile	Via Ghiarola Nuova, 29 - 41042 Fiorano Modenese (Mo) Italy T +39 0536 835111 F (Italy) +39 0536 835955 - (Export) +39 0536 835958