

STONEBOX
MINI ■■■■

EMIL
CERAMICA



STONEBOX MINI

UN MIX DI PIETRE ELEGANTI ED ESCLUSIVE IN TRE NUOVI FORMATI VERSATILI E MODULARI CHE OFFRONO NUOVE PROSPETTIVE ALLO STILE E ALLE ESIGENZE DEL VIVERE CONTEMPORANEO.

A MIX OF ELEGANT AND EXCLUSIVE STONES IN THREE NEW VERSATILE, MODULAR SIZES THAT OFFER NEW POTENTIAL IN TERMS OF STYLE AND THE DEMANDS OF CONTEMPORARY LIVING.

UN PANACHE DE PIERRES ELEGANTES ET EXCLUSIVES EN TROIS NOUVEAUX FORMATS PRATIQUES ET MODULAIRES, POUR DONNER DES NOUVELLES SOLUTIONS AU STYLE ET AUX EXIGENCES DE LA VIE MODERNE.

EIN MIX AUS ELEGANTEN, EXKLUSIVEN STEINEN IN DREI NEUEN VIELSEITIGEN MODULFORMATEN, DIE DEM STIL UND DEN ANFORDERUNGEN DES ZEITGEMÄSSEN WOHNNENS NEUE PERSPEKTIVEN ERÖFFNEN.

UNA MEZCLA DE PIEDRAS ELEGANTES Y EXCLUSIVAS EN TRES NUEVOS FORMATOS VERSÁTILES Y MODULARES QUE OFRECEN NUEVAS PERSPECTIVAS AL ESTILO Y LAS EXIGENCIAS DE LA VIDA CONTEMPORÁNEA.

АССОРТИМЕНТ ИЗ ЭЛЕГАНТНЫХ, ЭКСКЛЮЗИВНЫХ ЭЛЕМЕНТОВ ПОД КАМЕНЬ В ТРЕХ НОВЫХ И УНИВЕРСАЛЬНЫХ ФОРМАТАХ ДЛЯ МОДУЛЬНОЙ УКЛАДКИ, КОТОРЫЕ ПРЕДЛАГАЮТ СТИЛЬ И ОТВЕЧАЮТ НА НЕОБХОДИМОСТИ СОВРЕМЕННОГО ЖИЛЬЯ В НОВОЙ ПЕРСПЕКТИВЕ.

BRIGHTGREY OUTDOOR

137F8BS 12,5x25 - 4^{15/16"}x9^{13/16"}, 247F8BS 25x25 - 9^{13/16"}x9^{13/16"}, 527F8BS 25x50 - 9^{13/16"}x19^{11/16"}

**EMIL
CERAMICA**



TEASAND INDOOR

137F1B 12,5x25 - 4^{15/16}"x9^{13/16}" , 247F1B 25x25 - 9^{13/16}"x9^{13/16}" , 527F1B 25x50 - 9^{13/16}"x19^{11/16}"



SUGARWHITE OUTDOOR

137F0BS 12,5x25 - 4^{15/16"}x9^{13/16"}, 247F0BS 25x25 - 9^{13/16"}x9^{13/16"}, 527F0BS 25x50 - 9^{13/16"}x19^{11/16"}



BRIGHTGREY INDOOR

137F8B 12,5x25 - 4^{15/16"}x9^{13/16"}, 247F8B 25x25 - 9^{13/16"}x9^{13/16"}, 527F8B 25x50 - 9^{13/16"}x19^{11/16"}

CONCEPT

36 TIPOLOGIE DI PIETRE DIFFERENTI IN ARMONIA CROMATICA.


36 different types of stones combined in a perfect colour match.
 36 différents types de pierres proposés dans des superbes combinaisons de couleurs.
 36 verschiedene Steinarten mit unterschiedlicher chromatischer Harmonie.
 36 tipos diferentes de piedra en armonía cromática.
 36 разных типологий камней в хроматической гармонии.

STONEBOX
MINI

BRIGHTGREY



137F8B ● 60
 12,5x25 - 4^{15/16"}x9^{13/16"}




247F8B ● 60
 25x25 - 9^{13/16"}x9^{13/16"}



527F8B ● 60
 25x50 - 9^{13/16"}x19^{11/16"}

SUGARWHITE



137F0B ● 60
 12,5x25 - 4^{15/16"}x9^{13/16"}



247F0B ● 60
 25x25 - 9^{13/16"}x9^{13/16"}



527F0B ● 60
 25x50 - 9^{13/16"}x19^{11/16"}

TEASAND



137F1B ● 60
 12,5x25 - 4^{15/16"}x9^{13/16"}



247F1B ● 60
 25x25 - 9^{13/16"}x9^{13/16"}



527F1B ● 60
 25x50 - 9^{13/16"}x19^{11/16"}

INDOOR

OUTDOOR Antislip R11

BRIGHTGREY



137F8BS ● 60
 12,5x25 - 4^{15/16"}x9^{13/16"}



247F8BS ● 60
 25x25 - 9^{13/16"}x9^{13/16"}



527F8BS ● 60
 25x50 - 9^{13/16"}x19^{11/16"}

SUGARWHITE



137F0BS ● 60
 12,5x25 - 4^{15/16"}x9^{13/16"}



247F0BS ● 60
 25x25 - 9^{13/16"}x9^{13/16"}



527F0BS ● 60
 25x50 - 9^{13/16"}x19^{11/16"}

TEASAND



137F1BS ● 60
 12,5x25 - 4^{15/16"}x9^{13/16"}



247F1BS ● 60
 25x25 - 9^{13/16"}x9^{13/16"}



527F1BS ● 60
 25x50 - 9^{13/16"}x19^{11/16"}

Pezzi Speciali

Trims - Pieces Speciales
Formteile - Piezas Especiales
Специальные Изделия

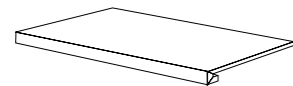
INDOOR



BATTISCOPA / SKIRTING
7,5x60 (2¹⁵/₁₆"x23⁵/₈")



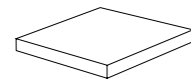
- 877F8BR BRIGHT GREY CONCEPT NAT. ● 11
- 877F0BR SUGAR WHITE CONCEPT NAT. ● 11
- 877F1BR TEA SAND CONCEPT NAT. ● 11



GRADONE / STEP
30x60x3,2x3,2 (11¹³/₁₆"x23⁵/₈"x1¹/₄"x1¹/₄")



- 71F8BRG BRIGHT GREY CONCEPT NAT. ● 79
- 71F0BRG SUGAR WHITE CONCEPT NAT. ● 79
- 71F1BRG TEA SAND CONCEPT NAT. ● 79

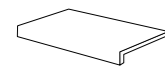


ANGOLARE / CORNER TILE
30x30x3,2x3,2 (11¹³/₁₆"x11¹³/₁₆"x1¹/₄"x1¹/₄")



- 72F8BRA BRIGHT GREY CONCEPT NAT. ● 83
- 72F0BRA SUGAR WHITE CONCEPT NAT. ● 83
- 72F1BRA TEA SAND CONCEPT NAT. ● 83

OUTDOOR Antislip R11




ELEMENTO A "L" / L SHAPED PIECE
MONOLITICO / MONOLITHIC
15x30x3,8 (5⁷/₈"x11¹³/₁₆"x1¹/₂")



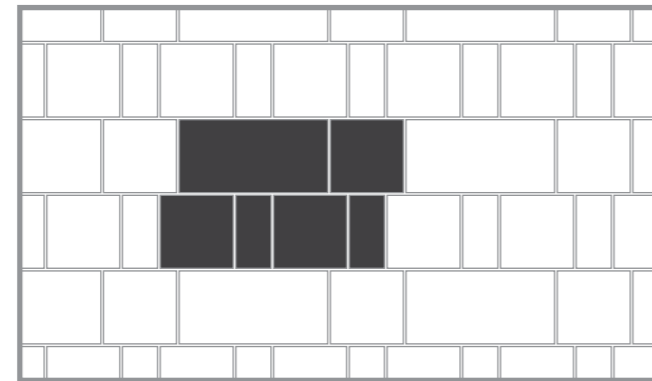
- 667F8BS BRIGHT GREY CONCEPT NAT. ● 24
- 667F0BS SUGAR WHITE CONCEPT NAT. ● 24
- 667F1BS TEA SAND CONCEPT NAT. ● 24

Schemi di posa

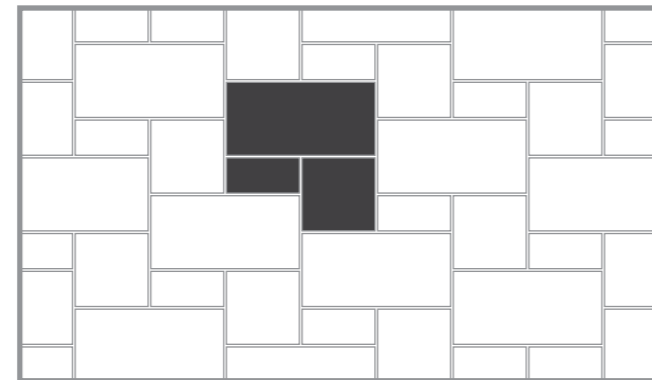
Laying Patterns - Calpinage
Verlegeart - Esquemas De Colocación
Схемы Укладки



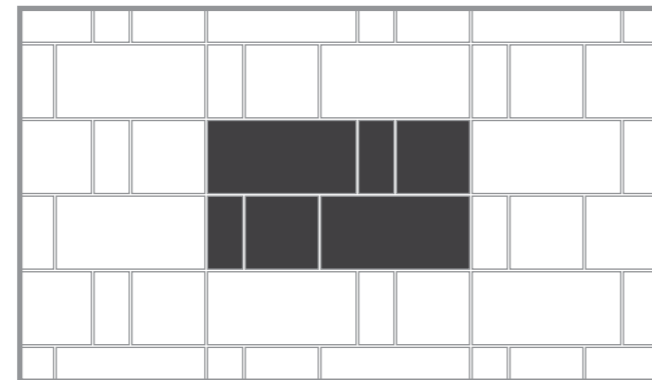
Schema 1: 12,5x25 - 5"x10" = 100%



Schema 2: 12,5x25 - 5"x10" = 16,7%, 25x25 - 10"x10" = 50%,
25x50 - 10"x20" = 33,3%



Schema 3: 12,5x25 - 5"x10" = 14,3%, 25x25 - 10"x10" = 28,6%,
25x50 - 10"x20" = 57,1%



Schema 4: 12,5x25 - 5"x10" = 14,3%, 25x25 - 10"x10" = 28,6%,
25x50 - 10"x20" = 57,1%

STONEBOX MINI

Dry - Pressed Ceramic Tiles ISO 13006 : 2012 Annex G - UNI EN 14411 : 2012 Annex G - Bla GL



CARATTERISTICHE TECNICHE Technical Features - Caracteristiques Techniques Technische Eigenschaften - Caracteristicas Tecnicas - Технические Характеристики	NORMA Standard - Norme Norm - Norma - Norma	VALORI Value - Valeur Vorgabe - Valor - Средние	
PLANARITÀ Flatness - Planéité - Ebenfächigkeit - Planiyud - Плоскостность	UNI EN ISO 10545/2 ASTM C485 Warpage Calibrated ± 0,75% (max ± 0,09 in) Rectified ± 0,40% (max ± 0,05 in-size ≤ 60cm) (max ± 0,07 in-size > 60cm)	± 0,26% / ± 1,5mm -	
ASSORBIMENTO D'ACQUA - Valore medio in % Water absorption - Average value expressed in % Absorption d'eau - Valeur moyenne en % Wasseraufnahme - Durchschnittswert in % Absorción de agua - Valor medio en % - Поглощение воды	UNI EN ISO 10545/3 ≤ 0,5 % ASTM C373	Conforme Compliant	
RESISTENZA ALLA FLESSIONE Modulus of rupture - Resistance a la flexion Biegefestigkeit - Resistencia a la flexion - Прочность на изгиб	UNI EN ISO 10545/4	≥ 35 N/mm²	
FORZA DI ROTTURA Breaking strength - Résistance à la rupture Bruchlast - Resistencia a la rotura - Разрывное усилие	UNI EN ISO 10545/4 ASTM C648	≥ 1300 N 700 LBS	
RESISTENZA AL GELO Frost resistance - Résistance au gel - Frostbeständigkeit Resistencia a las heladas - Морозостойкость	UNI EN ISO 10545/12 ASTM C1026	Conforme Unaffected	
RESISTENZA CHIMICA ad alte e basse concentrazioni di acidi e basi Chemical resistance to high and low acid and basic concentrations Résistance chimique aux hautes et basses concentrations d'acides et de bases Chemikalienfestigkeit bei hohen und niedrigen Konzentrationen von Säuren und Basen Resistencia química con concentraciones altas y bajas de ácidos y bases Химическая стойкость к высоким и низким концентрациям кислот и щелочей	UNI EN ISO 10545/13 ASTM C-650	GA - GLA - GHA Unaffected	
RESISTENZA ALLE MACCHIE Stain resistance - Résistance aux taches - Fleckenbeständigkeit Resistencia a las manchas - Стойкость к образованию пятен	UNI EN ISO 10545/14 CTI 81-7D	5 No Evident Variation	
COEFFICIENTE DI ATTRITO Slip resistance - Coefficient de glissement - Rutschfestigkeit Barfußbereich Coeficiente de atrito medio - Коэффициент трения	DIN 51130 DIN 51097 ANSI A 137.1- 2012 DCOF (Section 9.6) B.C.R.A.	INDOOR R10 B (A+B) Dry: 0,86* Wet: 0,67* ≥ 0,40	OUTDOOR R11 C (A+B+C) Dry: ≥ 1* Wet: 0,84* ≥ 0,40

* Values obtained with certificate n° 20130126. Date 09/11/2013.


Per maggiori chiarimenti sui dati tecnici e sulla garanzia consultare il catalogo generale in vigore. - For further information on technical specifications, please consult our up-dated general catalogue. - Pour toutes informations supplémentaires sur les données techniques et sur les garanties, veuillez consulter le catalogue general en vigueur. - Für weitere Informationen über technische Daten und Garantie beziehen sie sich bitte auf den aktuellen Gesamtkatalog. - Para posteriores informaciones sobre los datos técnicos y la garantía, vease el catalogo general en vigor. - Более подробную информацию о технических данных и гарантии смотрите в действующем сводном катал.



IMBALLI E PESI Packing and weight - Emballages et poids - Verpackung und gewicht - Embalajes y pesos - УПАКОВКА И ВЕС									
Articolo Item Reference Artikel Articulo Артикула	Formato (cm) Size (cm) Format (cm) Format (cm) Tamaño (cm) Формат (cm)	Spessore (mm) Thickness (mm) Epaisseur (mm) Stärke (mm) Espesor (mm) Толщина (mm)	Pz. x Mq. Pieces x Sqm Pcs / M² Stk. x Qm Pzs x Mc. Шт. x Кв.М.	Pz. x Scat. Pieces x Box Pcs / Bte Stk. x Krt. Pzs x Caja Кв.М. x Кор.	Mq. x Scat. Sqm x Box M² / Bte Qm x Krt. Mc. x Caja Кв.М. x Кор.	Peso x Scat. (Kg) Weight x Box (Kg) Poids / Bte (Kg) Gewicht x Krt. (Kg) Peso x Caja (Kg) Вес x Кор. (Kg)	Scat. x Pal. Boxes x Pal. Bte / Pal. Krt. x Pal. Cajas x Pal. Кор. x Подд.	Mq. x Pal. Sqm x Pal. M² / Pal. Qm x Pal. Mc. x Pal. Кв.М x Подд.	Peso x Pal. (Kg) Weight x Pal. (Kg) Poids / Pal. (Kg) Gewicht x Pal. (Kg) Peso x Pal. (Kg) Вес x Подд (Kg)
527F_B/BS	25x50	9,0	8	10	1,250	24,20	36	45,00	871
247F_B/BS	25x25	9,0	16	20	1,250	24,20	54	57,50	1307
137F_B/BS	12,5x25	9,0	32	26	0,810	15,90	81	65,61	1288

Emilceramica S.p.A.





EMIL CERAMICA

EMILCERAMICA S.p.A.
Via Ghiarola Nuova 29
41042 Fiorano Modenese (Mo) - Italia
Tel. 0536 835111
Fax Italia: +39 0536 835958
Fax Export: +39 0536 835490
info@emilceramicagroup.it
www.emilceramica.it